

1 CARY HIGH SCHOOL FOOTBALL STADIUM LIGHTING
SCALE: 1" = 30'-0"



SYMBOL		DESCRIPTION
NORMAL	EMERGENCY / CRITICAL	T (BRACKET INDICATES WALL MOUNTED TYP.)
		SPORTS FIELD LUMINAIRES- POLE MOUNTED (HEAD QUANTITY AND ORIENTATION AS NOTED)
		EMERGENCY LIGHTING CONTROL DEVICE SUBSCRIPTS "ER" = LOAD CTRL RELAY (UL924) "ET" = TRANSFER SWITCH (UL1008)
		SWITCH
		LIGHTING CONTROL PANEL, SURFACE - TYPE (CONTACTOR, RELAY, ROOM CONTROLLER, ETC.) AS SHOWN
		LIGHTING CONTROL PANEL, RECESSED - TYPE (CONTACTOR, RELAY, ROOM CONTROLLER, ETC.) AS SHOWN

SYMBOL		DESCRIPTION
CEILING MTD	NORMAL WALL MTD	STUB UP
		FLOOR MTD
		DUPLEX OUTLETS
		JUNCTION BOX
		EQUIPMENT CONNECTION
		NON-FUSIBLE SAFETY SWITCH (SEE DISCONNECT SCHEDULE FOR SIZE, ETC.)
		FUSIBLE SAFETY SWITCH (SEE DISCONNECT SCHEDULE FOR SIZE, ETC.)
		SURGE SUPPRESSOR
		POWER/TELECOMMUNICATIONS HANDHOLE
		POWER DISTRIBUTION
		WALL MOUNTED PANEL (SHADING INDICATES 480/277V)
		RECESSED PANEL (SHADING INDICATES 480/277V)


WIRES		DESCRIPTION
	LC-1-1	HOME RUN. NUMERALS INDICATE PANELBOARD AND CIRCUIT NUMBERS.
		HOME RUN. MULTIPLE ARROWS INDICATES NUMBER OF CIRCUITS INCLUDED IN CONDUIT (1, 2 OR 3).
	UGE	UNDERGROUND ELECTRICAL RACEWAY (UGE)
	E	ELECTRICAL RACEWAY (E)
		STUB INTO ACCESSIBLE CORRIDOR CEILING SPACE UNO
		CAP END OF CONDUIT
		INDICATES CONDUIT RISER UP
		INDICATES CONDUIT RISER DOWN
		CONDUIT SLEEVE

LINETYPE LEGEND		DESCRIPTION
	POE	PATH OF EGRESS. INDICATES PATH TRAVELED TO EXIT FACILITY IN THE EVENT. EMERGENCY EGRESS LIGHTING REQUIRED ALONG PATH WAY.

FOOTBALL EQUIPMENT LISTING						
POLE COUNT	POLE LOCATION	MOUNTING HEIGHT	POLE SIZE	FIXT. /UNIT	KILOW /UNIT	SPKR BRACKET
1	P1	70'	70'	1	1.17	NO
		70'		5	7.05	
		70'		3	2.64	
		16'		2	1.15	
1	P2	70'	70'	1	1.17	NO
		70'		6	8.46	
		70'		2	1.76	
		16'		2	1.15	
2	P3, P4	70'	70'	8	11.28	NO
		16'		2	1.15	
TOTAL:				42	49.41	

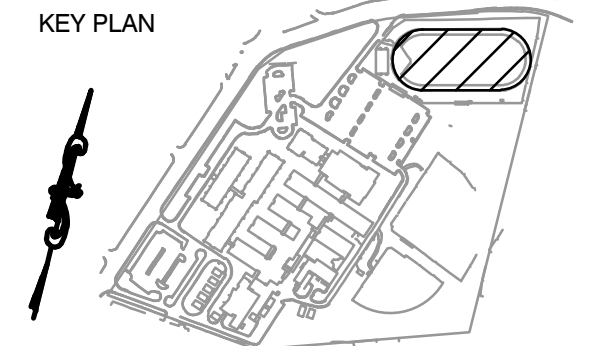



Dewberry Engineers Inc.
2610 Wycliff Road
Suite 410
RALEIGH, NC 27607-3073
PHONE: 919.881.9939
NC LICENSE No.: F-0929



1429 ROCK QUARRY ROAD, SUITE 116
RALEIGH, NORTH CAROLINA 27610

CARY HIGH SCHOOL
STADIUM LIGHTING
UPGRADES
638 WALNUT STREET
CARY, NC 27511
WCPSS PROJECT #*****



No.	DATE	BY	Description
REVISIONS			

DRAWN BY: MEH
DESIGNED BY: JGW
CHECKED BY: MLY
DATE: NOVEMBER 10, 2023

TITLE
ELECTRICAL SITE
PLAN
DEMOLITION &
NEW WORK

PROJECT NO. 50163001

E-100

SHEET NO.