



WCPSS Student Survey Results: 2013-14

Author: Megan Townsend, Ph.D

Summary

Each spring, the Wake County Public School System (WCPSS) surveys 4th, 7th, and 10th grade students about their perception of various aspects of their school experience, measuring students' impressions of their school, school safety, teachers, academics, future ready skills, and technology. Results from 2013-14 indicate that students in 4th grade had a more positive impression of these topics than students in 7th or 10th grade.

Differences across grade levels:

89.3: the percentage of 4th grade students rating their school excellent or good

- **71.8:** the percentage of 7th grade students
- **70.3:** the percentage of 10th grade students

93.1: the percentage of 4th grade students agreeing that they liked their school

- **84.7:** the percentage of 7th grade students
- **80.7:** the percentage of 10th grade students

56.2: the percentage of 4th grade students reporting that the rules of their school were always fair

- **25.7:** the percentage of 7th grade students
- **18.8:** the percentage of 10th grade students

Abstract

The WCPSS Student Survey is administered each year to measure students' impressions of their school and their learning experiences. 2013-14 results indicate that elementary school students had a more positive impression of their learning environment than middle or high school students. Results were similar to those of recent years except for a lower percentage of 7th and 10th grade students reporting that they are learning about other cultures and countries. Another exception was a decline in the percentage of 10th grade students agreeing that the information they are learning will help them beyond high school.

Table of Contents

Summary	1
Introduction	4
Methods	4
Results	5
Discussion	37
Appendix	38

91.5: the percentage of 4th grade students agreeing that students from different backgrounds or cultures work well together at their school

- **82.8:** the percentage of 7th grade students
- **78.2:** the percentage of 10th grade students

92.1: the percentage of 4th grade students agreeing that they could talk to their teacher or another adult at school when they have a problem

- **78.0:** the percentage of 7th grade students
- **73.5:** the percentage of 10th grade students

87.4: the percentage of 4th grade students reporting that their teachers always encourage them to do their best

- **70.1:** the percentage of 7th grade students
- **56.7:** the percentage of 10th grade students

82.4: the percentage of 4th grade students reporting that their teachers always help them to be successful in their classes

- **57.4:** the percentage of 7th grade students
- **40.2:** the percentage of 10th grade students

71.0: the percentage of 4th grade students reporting that their teachers always believe they are a good student

- **55.3:** the percentage of 7th grade students
- **59.8:** the percentage of 10th grade students

31.6: the percentage of 4th grade students reporting that the work they do in class is always interesting

- **11.5:** the percentage of 7th grade students
- **7.8:** the percentage of 10th grade students

Overall, results in 2013-14 were similar to those of recent years. The only marked differences were a lower percentage of 7th and 10th grade students reporting that they are learning about other cultures and countries and a lower percentage of 10th grade students agreeing that the information that they are learning will help them beyond high school.

Differences across recent years:

81.8: the percentage of 7th grade students reporting that they are learning about other cultures and countries around the world in 2013-14

- **81.9:** the percentage in 2012-13
- **92.3:** the percentage in 2011-12

64.9: the percentage of 10th grade students reporting that they are learning about other cultures and countries around the world in 2013-14

- **68.7:** the percentage in 2012-13
- **75.3:** the percentage in 2011-12

68.7: the percentage of 10th grade students agreeing that the information they are learning in school will help them beyond high school in 2013-14

- **73.0:** the percentage in 2012-13
- **82.7:** the percentage in 2011-12

Introduction

Each spring, the Wake County Public School System (WCPSS) surveys 4th, 7th, and 10th grade students about their perception of various aspects of their learning experience. The purpose of the survey is to provide WCPSS with feedback about a variety of topics that can be used for evaluation and planning. 2013-14 survey items measured students' impressions of their school, school safety, teachers, academics, future ready skills, and technology.

Methods

In the spring of 2014, the WCPSS Student Survey was administered online to all 4th, 7th, and 10th grade students in WCPSS schools. The 2014 survey included items asked on previous years' surveys as well as new items related to future ready skills and technology. A few items differed by grade level. Copies of the elementary, middle, and high school surveys are included as Appendix A.

The response rates for the 2013-14 WCPSS Student Survey are displayed in Table 1. Response rates from recent years are also included for reference. About three fourths of 4th and 7th grade students participated in the survey, while half of 10th grade students took part. At least a few surveys were completed at the vast majority (94.2%) of schools. The overall response rate was 69.3%.

Table 1
2013-14 WCPSS Student Survey Response Rates by Grade Level

	School year	Participating students	Total students at grade level	Response rate
4 th Grade	2013-14	9,225	11,534	80.0%
	2012-13	9,819	12,155	80.8%
	2011-12	9,029	11,566	78.1%
7 th Grade	2013-14	9,486	12,145	78.1%
	2012-13	8,079	11,600	69.6%
	2011-12	8,362	11,232	74.4%
10 th Grade	2013-14	5,729	11,595	49.4%
	2012-13	5,786	11,112	52.1%
	2011-12	4,619	10,623	43.5%
4 th , 7 th , and 10 th Grade Total	2013-14	24,440	35,274	69.3%
	2012-13	23,684	34,867	67.9%
	2011-12	22,010	33,421	65.9%

Results

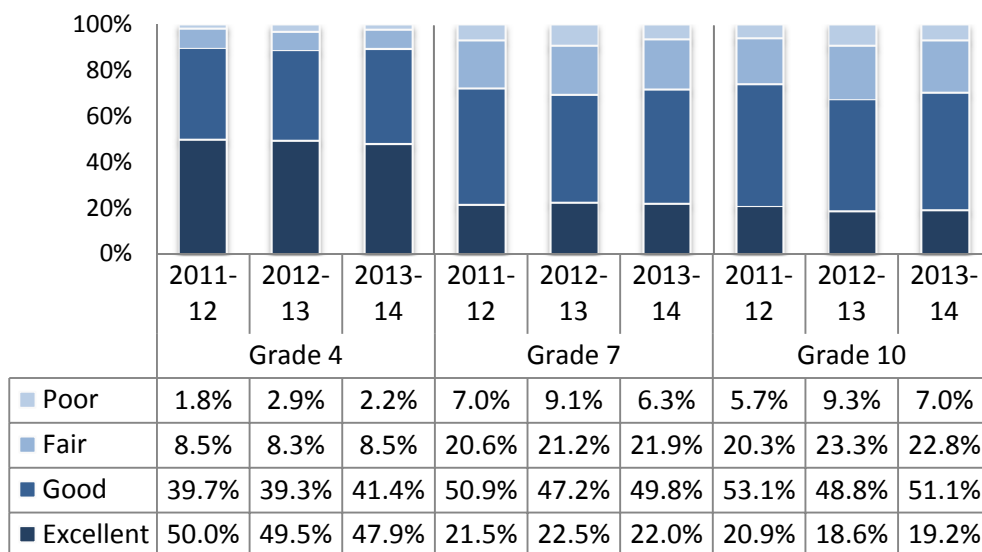
Overall School Impression

The student survey asked students to rate the quality of their school and to indicate if they like their school. Responses to these items varied by grade level—nearly half of 4th grade students rated their school “excellent,” and 93.1% agreed that they like their school. Students in 7th and 10th grade generally reported a positive school impression, as well, but less so than students in 4th grade.

Please rate the overall quality of your school.

Student responses to this item were consistent across the 2011-12, 2012-13, and 2013-14 school years. As shown in Figures 1-3, 4th grade students rated their school more favorably than did 7th and 10th grade students, with nearly half (47.9%) of elementary school students rating their school “Excellent” in 2013-14. In contrast, about one in five 7th grade (22.0%) and 10th grade (19.2%) students rated their school “Excellent” in 2013-14. Across all grade levels, very few students rated their school “Poor.”

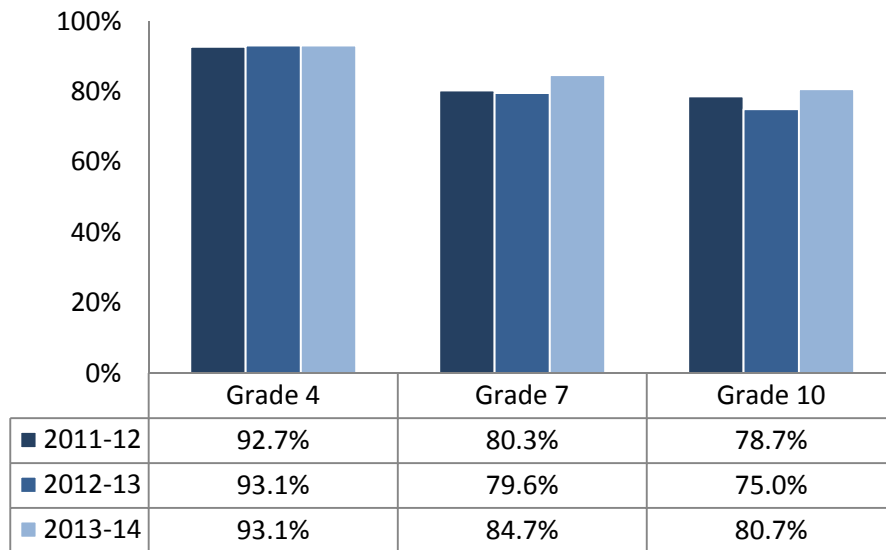
Figure 1
Students’ ratings of the quality of their school



I like my school.

Student responses to this item were fairly consistent across recent years. A vast majority of 4th grade students agreed or strongly agreed that they like their school (93.1% in 2013-14). Rates of agreement were lower among 7th and 10th grade students, at 84.7% and 80.7%, respectively, in 2013-14 (see Figure 2).

Figure 2
Percent of students agreeing that they like their school



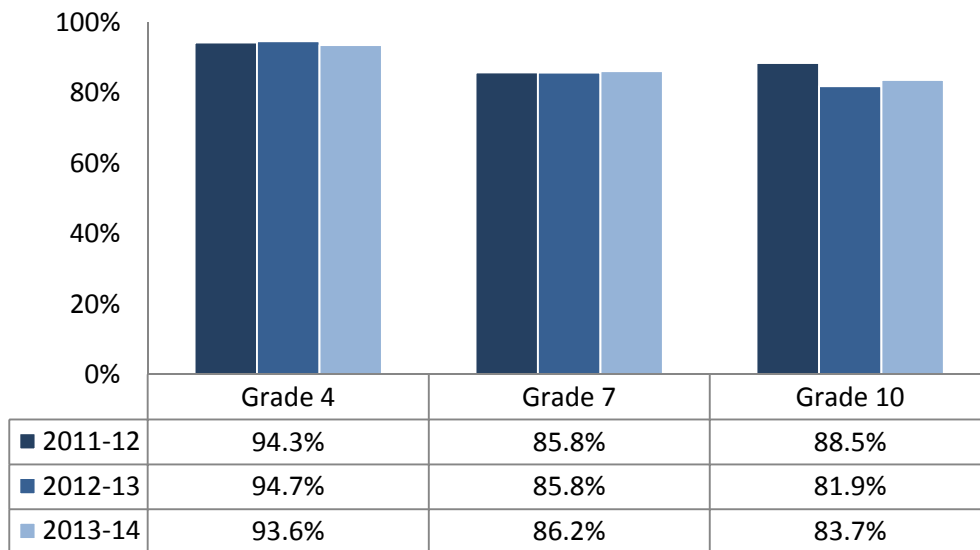
Safety/Climate/Discipline

Topics related to school safety/climate/discipline included bullying, students getting along, feeling safe at school, and feeling able to talk to a teacher or adult about a problem. Over one third of students agreed that bullying is a problem at their school. Nearly all 4th grade students agreed that they feel safe at school, they can talk to a teacher or other adult when they have a problem, and students from different backgrounds work well together. A lower percentage, but still a majority, of 7th and 10th grade students agreed with these statements.

I feel safe at my school.

As shown in Figure 3, the vast majority of students agreed that they feel safe at school. The percentage of 10th grade students reporting feeling safe at school declined from 2011-12 to 2012-13, but rebounded slightly in 2013-14. Overall rates of agreement in 2013-14 ranged from 83.7% in 10th grade to 93.6% in 4th grade.

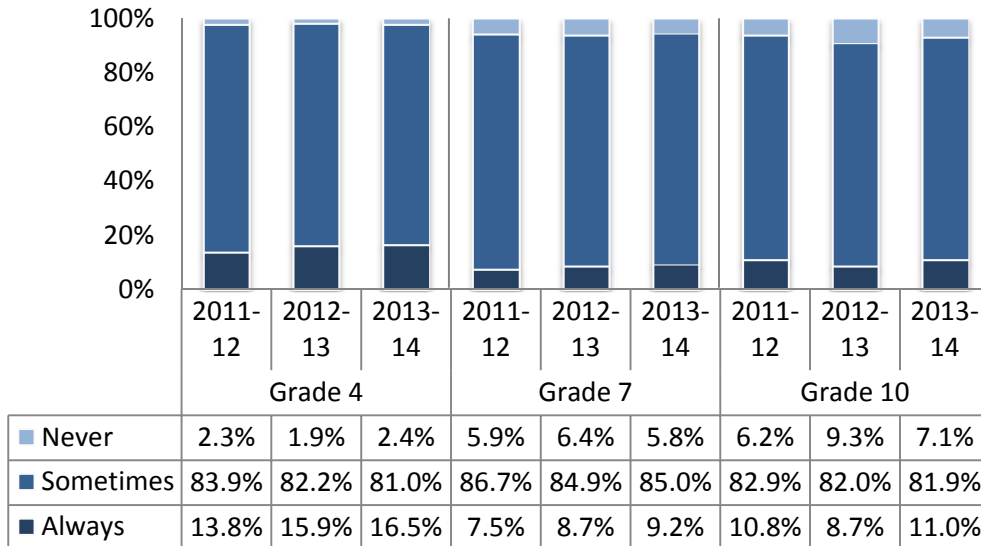
Figure 3
Percent of students agreeing that they feel safe at school



The students at my school get along with each other.

Responses to this item were fairly consistent across recent years and across grade levels. Most students reported that students “sometimes” get along. As presented in Figure 4, very few reported that students “never” get along.

Figure 4
Students’ responses to “The students at my school get along with each other.”

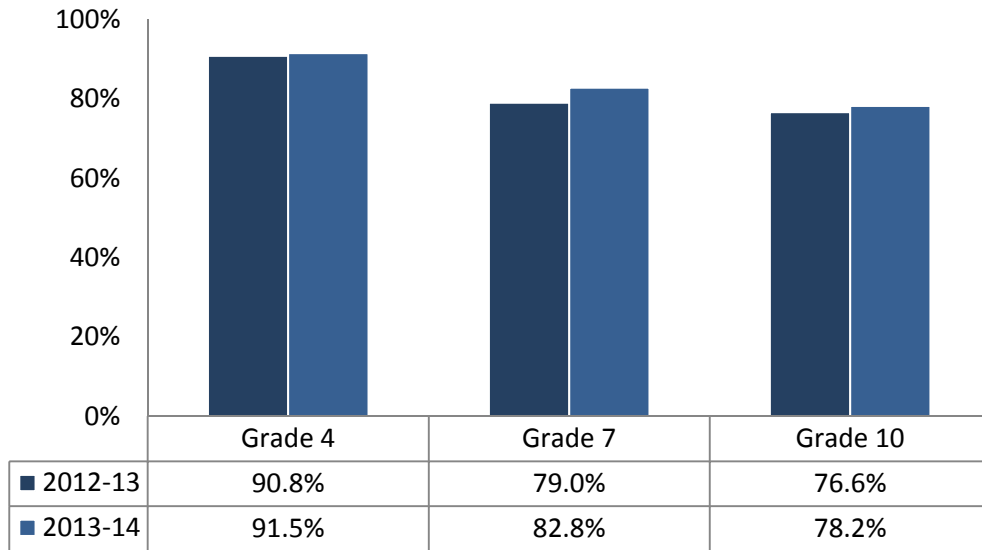


In my school, students from different backgrounds or cultures work well with each other.

A higher percentage of 4th grade students agreed that students from different backgrounds work well together (91.5%) than did 7th grade (82.8%) or 10th grade (78.2%) students. The percentage of students agreeing with this item increased slightly across all grade levels in 2013-14 (see Figure 5).

Figure 5

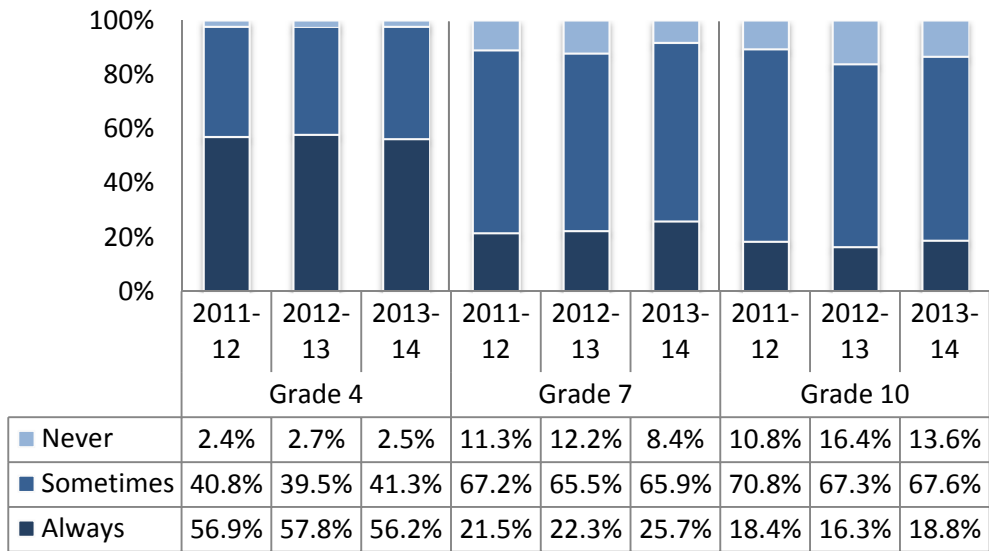
Percent of students agreeing that students from different backgrounds or cultures work well together



The rules of my school are fair.

As presented in Figure 6, over half of 4th grade students reported that the rules of their school are always fair, compared to one in four 7th grade students and less than one in five 10th grade students.

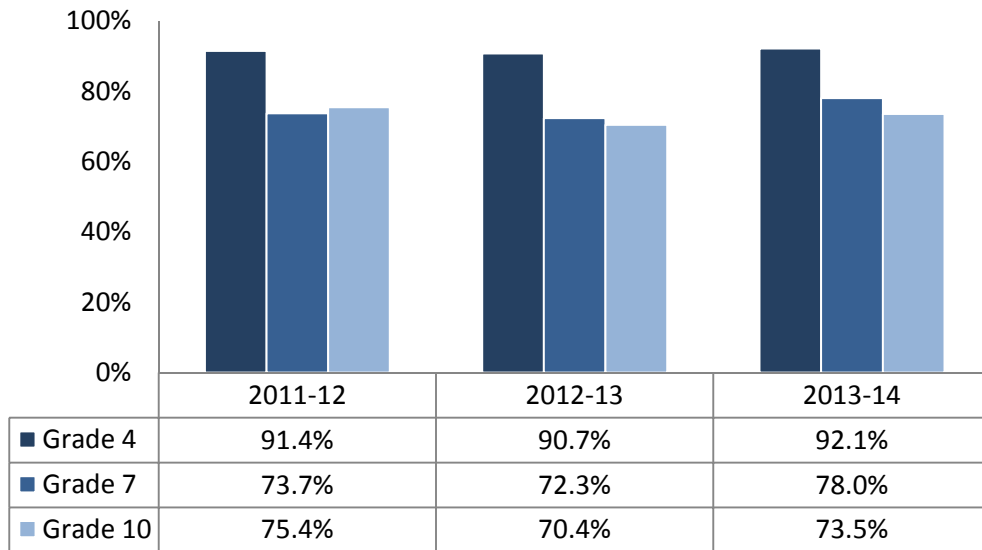
Figure 6
Students' responses to "The rules of my school are fair."



I can talk to my teacher or another adult at my school when I have a problem.

A higher percentage of 4th grade students agreed that they can talk to their teacher or another adult when they have a problem than did 7th or 10th grade students (see Figure 7).

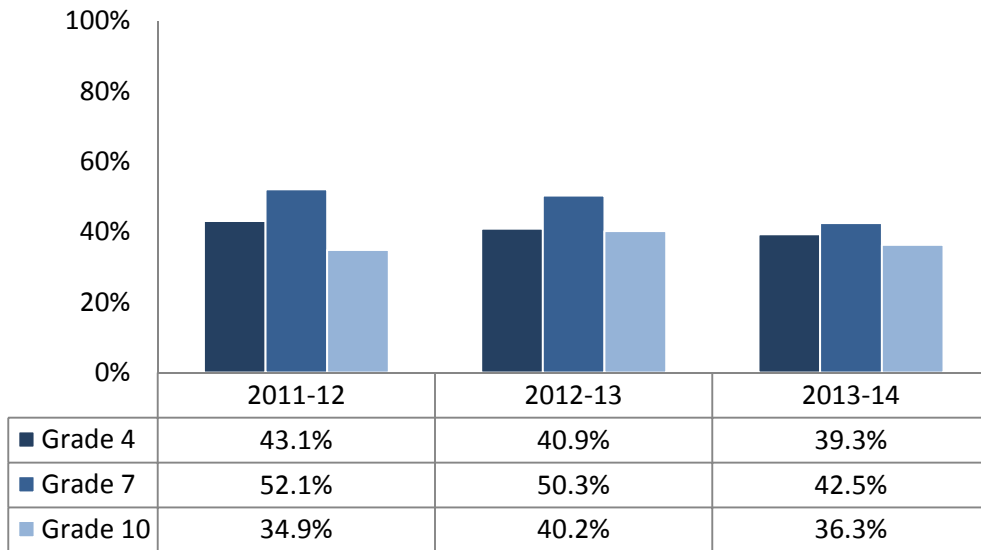
Figure 7
Percent of students agreeing that they can talk to their teacher or another adult at school when they have a problem



Bullying is a problem at my school.

Across all grade levels, less than half of students agreed that bullying is a problem at their school. As shown in Figure 8, the percentage of 7th grade students agreeing with this item decreased from 52.1% in 2011-12 to 42.5% in 2013-14.

Figure 8
Percent of students agreeing that bullying is a problem at their school



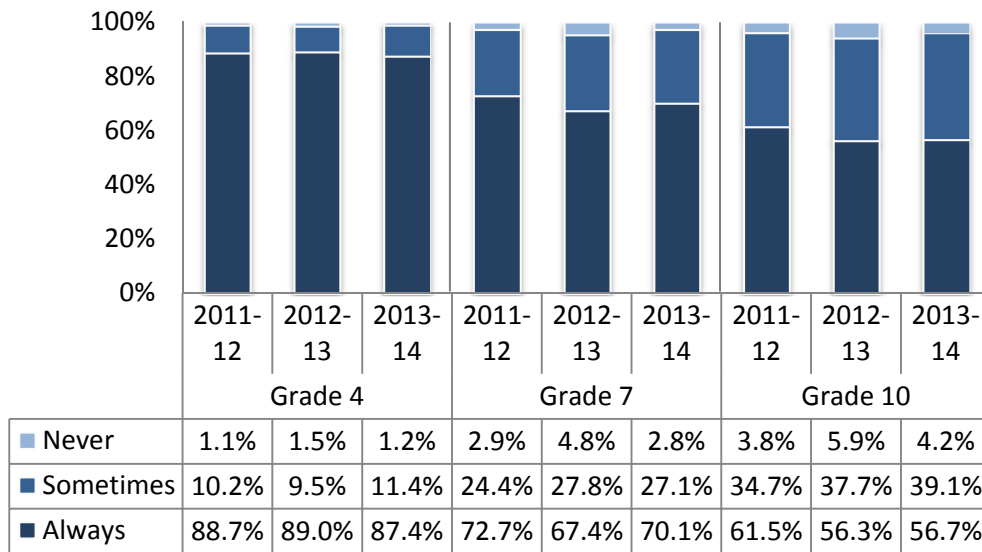
Teachers

Some survey items assessed students’ perceptions of their teachers, including whether teachers encourage them to do their best, whether teachers help them be successful in their classes, and whether teachers believe they are a good student. While a majority of students responded “sometimes” or “always” to each item, responses again varied by grade level, with students in 4th grade feeling the most positively about their teachers.

My teachers encourage me to do my best.

The vast majority of 4th grade students reported that their teachers “always” encourage them to do their best. As presented in Figure 9, lower percentages of 7th and 10th grade students responded “always” to this item, although nearly all students reported that teachers “sometimes” or “always” encourage them to do their best.

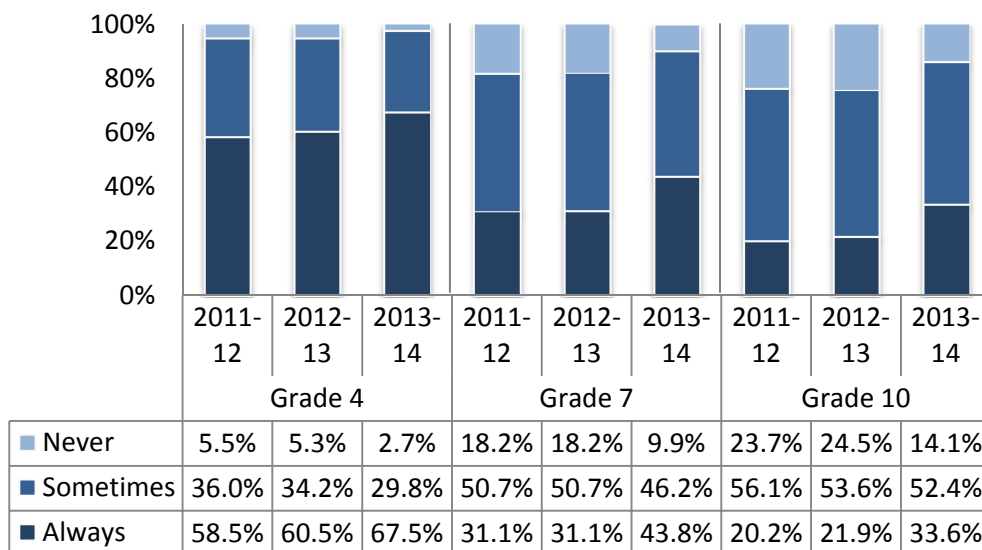
Figure 9
Students’ responses to “My teachers encourage me to do my best.”



My teachers help me set learning goals for myself.

The percentage of students reporting that teachers always help them set learning goals increased substantially in 2013-14—by 7 percentage points in 4th grade, 12.7 percentage points in 7th grade, and 11.7 percentage points in 10th grade. Accordingly, the percentage of students reporting that teachers never help them set learning goals declined in 2013-14 across all grade levels, most notably in 7th and 10th grade (see Figure 10).

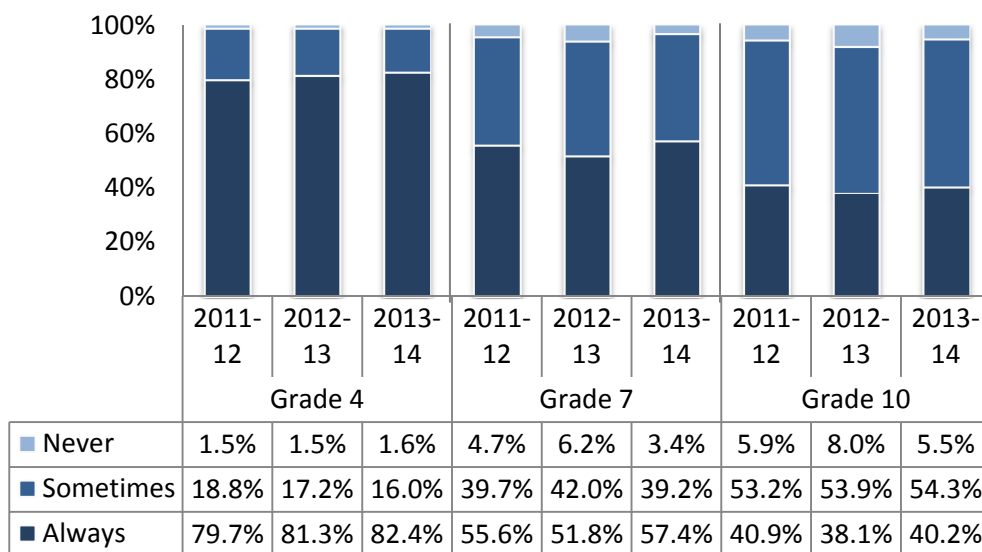
Figure 10
Students’ responses to “My teachers help me set learning goals for myself.”



My teachers help me to be successful in my classes.

As shown in Figure 11, students’ responses to this item were fairly consistent across recent years. The percentage of students responding “Always” to this item was highest among elementary school students (82.4%), lower among middle school students (57.4%), and lower still among high school students (40.2%). However, very few students reported that teachers “Never” help them be successful in their classes.

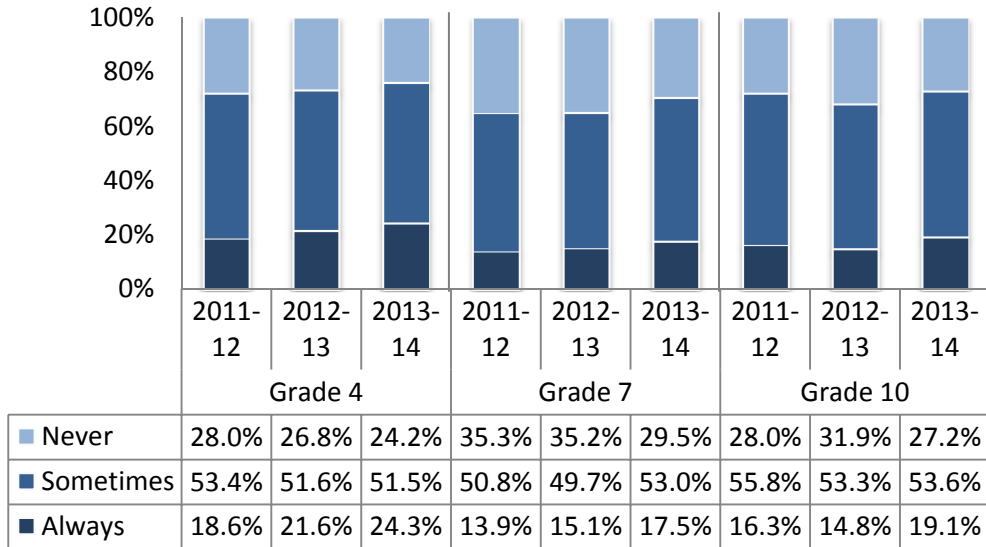
Figure 11
Students’ responses to “My teachers help me to be successful in my classes.”



My teachers ask me how they can make the classes better.

About three of four students reported that teachers “always” or “sometimes” ask them about how they can make classes better. Responses were fairly consistent across grade levels (see Figure 12).

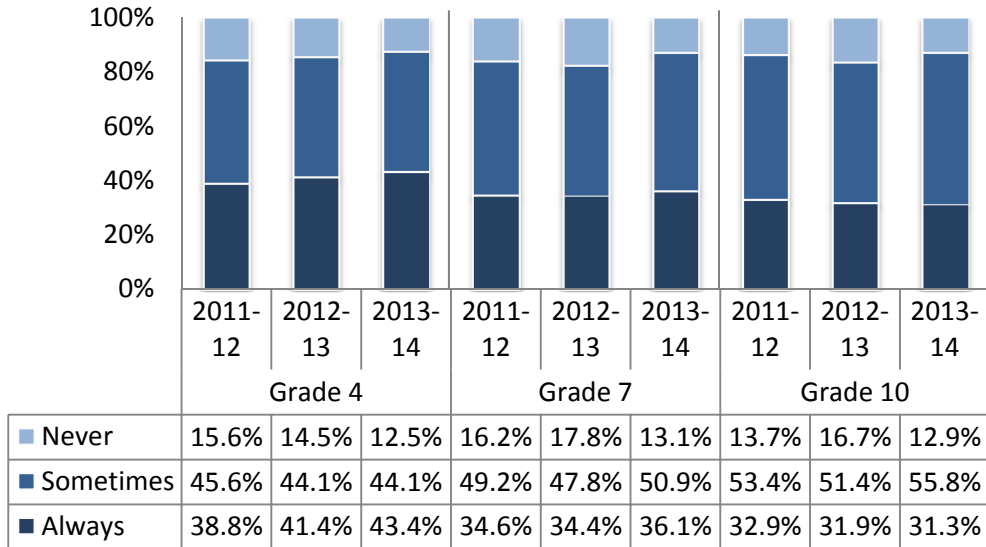
Figure 12
Students’ responses to “My teachers ask me how they can make the classes better.”



I know how my teachers decide what grades I get.

As shown in Figure 13, most students (87.0% to 87.5%) reported that they always or sometimes know how teachers decide what grade they get. The percentage of students responding “never” to this item decreased slightly from 2011-12 to 2013-14.

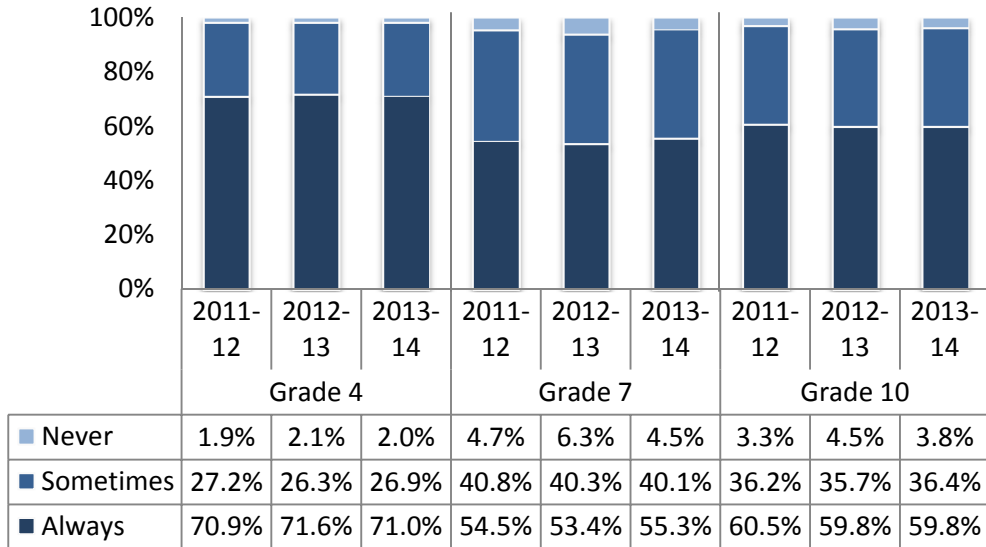
Figure 13
Students’ responses to “I know how my teachers decide what grades I get.”



My teachers believe I am a good student.

The vast majority of students reported that their teachers always or sometimes believe that they are a good student. A larger percentage of 4th grade students responded “always” to this item than did 7th or 10th grade students (see Figure 14).

Figure 14
Students’ responses to “My teachers believe I am a good student.”

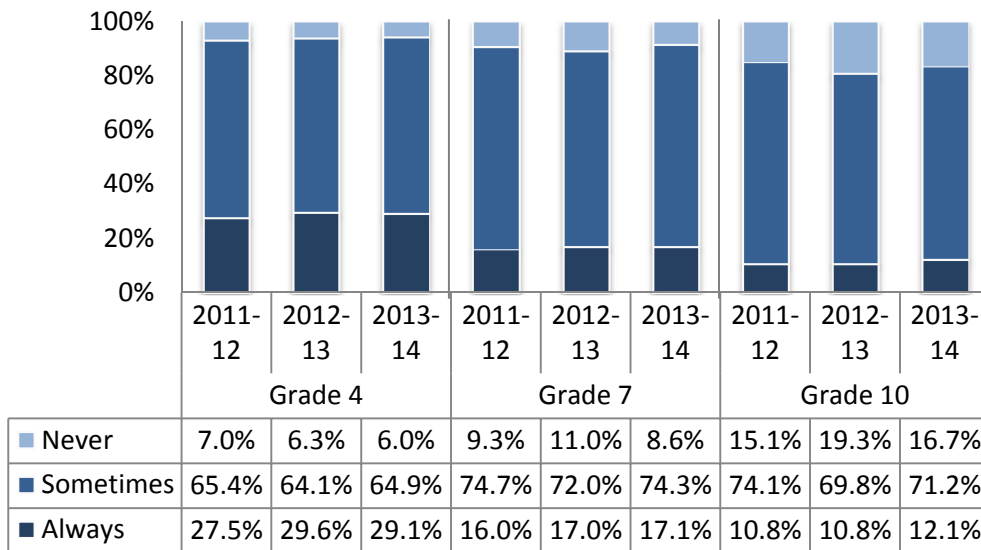


My teachers give me a second chance if my work is not right the first time.

As presented in Figure 15, nearly all 4th and 7th grade students reported that their teachers “always” or “sometimes” give them a second chance if their work is not right the first time. A lower percentage, but still a majority, of 10th grade students indicated that their teachers “always” or “sometimes” gives them a second chance.

Figure 15

Students’ responses to “My teachers give me a second chance if my work is not right the first time.”



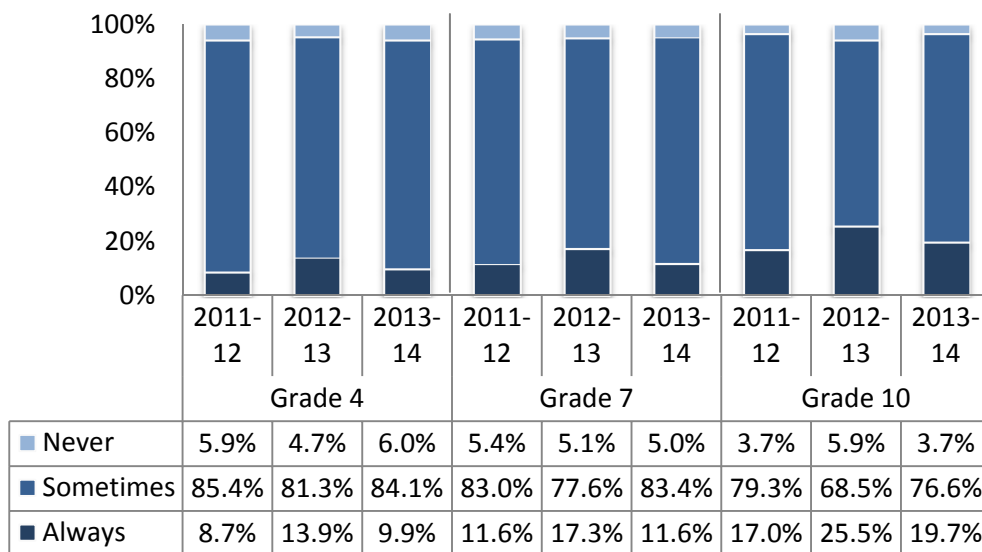
Academics

The student survey asked students if the work they are given is challenging and interesting, which subjects they like learning (elementary) or how well their school helps them learn subjects (middle and high), and if they are learning about other cultures and countries around the world. The percentage of students agreeing that they are learning about other cultures has declined from 2011-12, particularly among 7th and 10th grade students. The percentage of high school students agreeing that the information they are learning will help them beyond high school declined from 82.7% in 2011-12 to 68.7% in 2012-13. The subject with the highest percentage of “excellent” ratings from middle and high school students was Health/P.E., and the subject that received the lowest percentage of “excellent” ratings was World Languages.

The work I am given is challenging.

Across all levels, most students reported that the work they are given is challenging—sometimes. A higher percentage of students in high school reported that their work was “always” challenging than did students in middle or elementary school. As shown in Figure 16, a very small percentage of students reported that their work was “never” challenging.

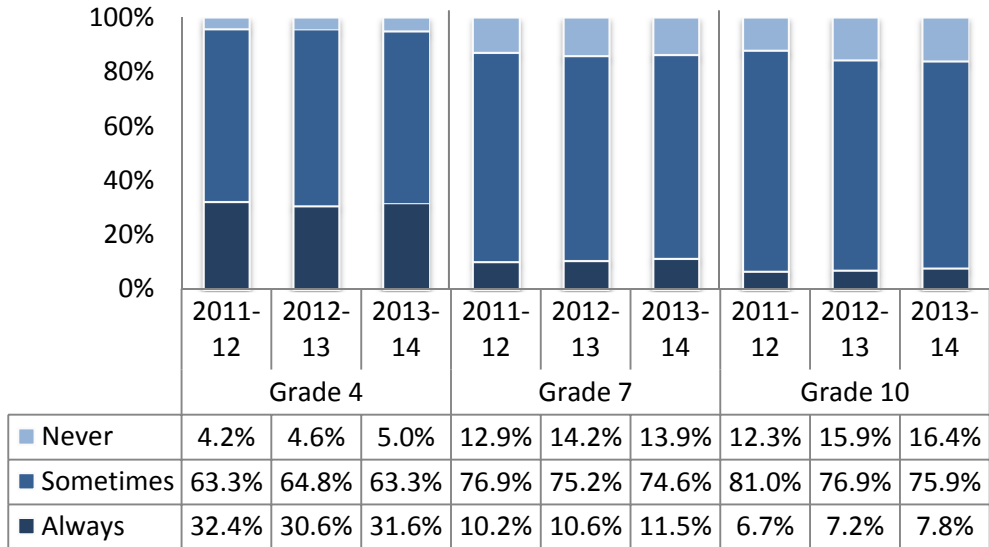
Figure 16
Students’ responses to “The work I am given is challenging.”



The work I do in class is interesting.

Nearly all 4th grade students reported that the work they do in class is always (31.6%) or sometimes (63.3%) interesting. A lower percentage, but still a majority, of 7th and 10th grade students reported that their work was interesting at least sometimes (see Figure 17).

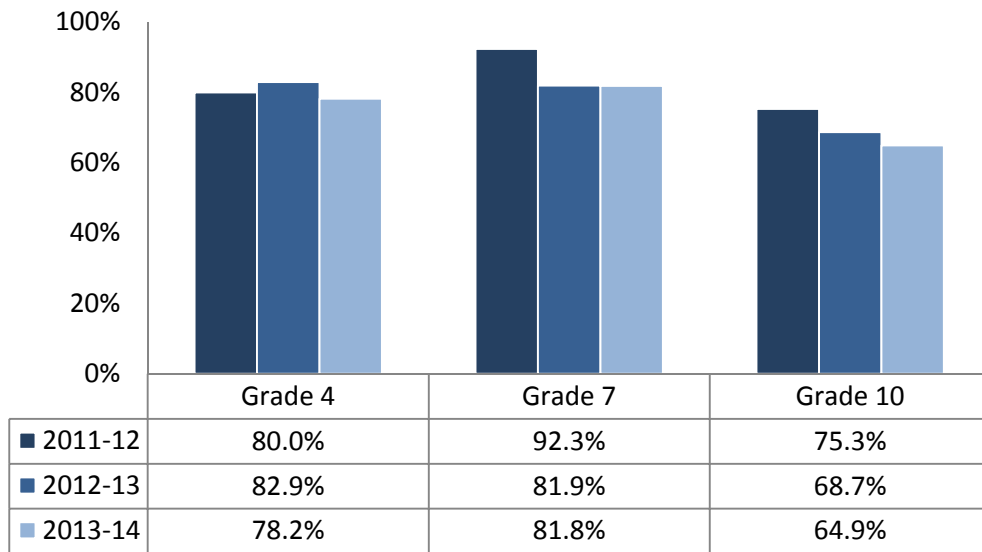
Figure 17
Students' responses to "The work I do in class is interesting."



I am learning about other cultures and countries around the world.

As presented in Figure 18, a higher percentage of 4th and 7th grade students agreed that they are learning about other cultures and countries around the world than 10th grade students. The percentage of students agreeing with this item decreased from 2011-12 to 2013-14 across all grade levels—most notably among 7th grade students (down 10.5 percentage points) and 10th grade students (down 10.4 percentage points).

Figure 18
Percent of students agreeing that they are learning about other cultures around the world



I like learning...

As presented in Figure 19, just under three fourths of 4th grade students reported that they like learning math and science. The percentage of 4th grade students reporting liking math and science declined slightly in 2012-13 from 2011-12, but rebounded in 2013-14. As shown in Figure 20, less than half of 4th grade students reported liking English/language arts and social studies, although the percentage indicating that they liked those subjects increased slightly in 2013-14.

Figure 19
Percent of 4th grade students that like learning Math and Science

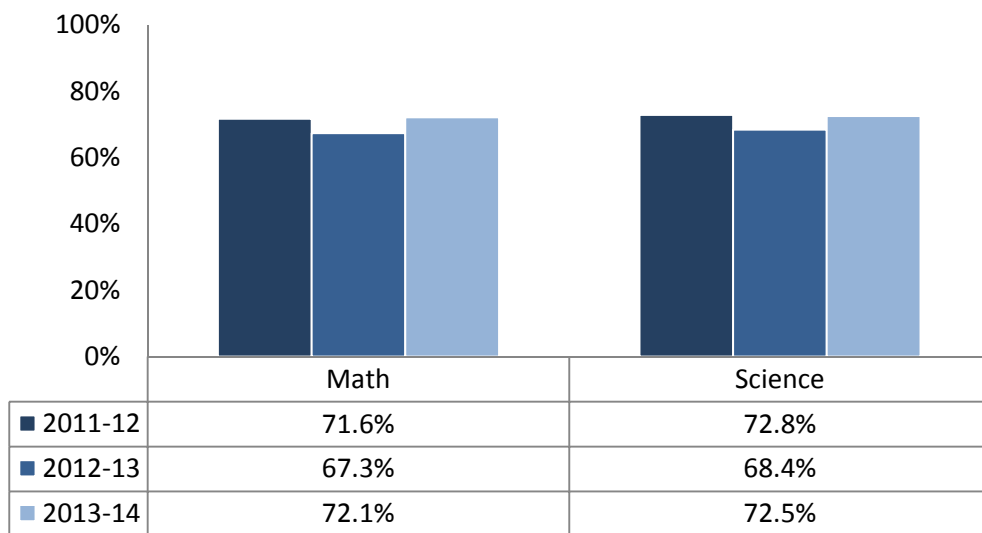
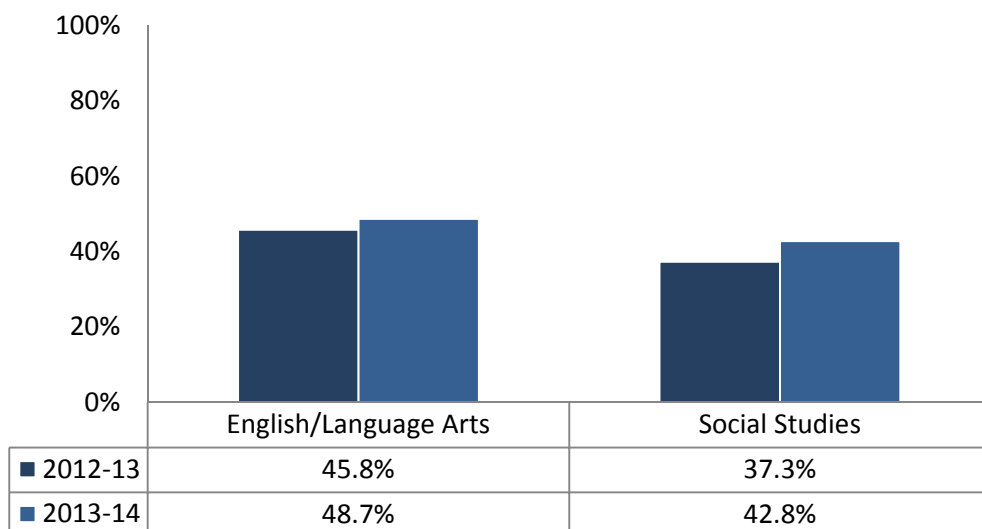


Figure 20
Percent of 4th grade students that like learning English/Language Arts and Social Studies



Please rate your school in helping you learn in each subject area.

Among 7th grade students, the subject receiving the highest percentage of “excellent” ratings was Health/P.E (56.6%). The subject receiving the lowest percentage of “excellent” ratings (25.8%) was World Languages—a subject that also received the highest percentage of “poor” ratings (13.7%). (Note that this item was not included in the 2012-13 middle school student survey—see Table 2.)

Table 2
7th grade students’ ratings of how well their school helps them learn each subject

		Language Arts	Mathematics	Social Studies	Science	Arts	World Languages	Health/P.E.
Excellent	2011-12	37.0%	44.6%	48.5%	45.6%	47.8%	29.7%	54.0%
	2013-14	41.7%	41.4%	48.0%	45.4%	42.0%	25.8%	56.6%
Good	2011-12	39.9%	32.6%	31.7%	32.2%	32.7%	35.4%	29.1%
	2013-14	41.0%	35.2%	34.7%	36.5%	36.5%	38.1%	29.5%
Fair	2011-12	17.5%	16.2%	14.3%	15.3%	14.5%	25.1%	11.6%
	2013-14	13.2%	16.2%	12.2%	12.5%	13.4%	22.4%	9.2%
Poor	2011-12	5.6%	6.7%	5.5%	6.8%	4.9%	9.8%	5.3%
	2013-14	4.2%	7.2%	5.0%	5.6%	8.1%	13.7%	4.7%

Among 10th grade students, the subject receiving the highest percentage of “excellent” ratings was Health/P.E (40.5%). The subjects receiving the lowest percentage of “excellent” ratings were mathematics (28.7%) and world languages (26.5%). These subjects also received the highest percentage of “poor” ratings—11.8% for mathematics and 11.5% for world languages (see Table 3).

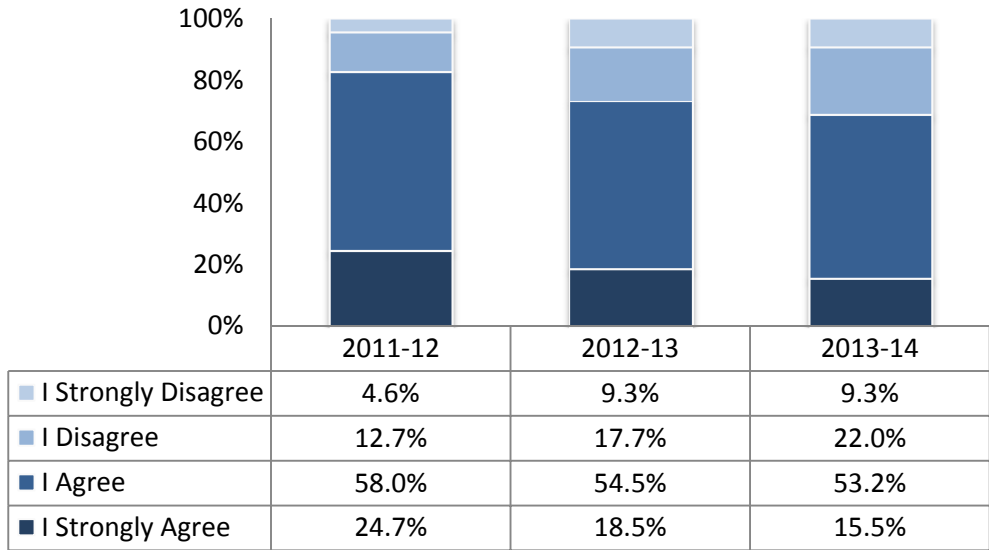
Table 3
10th grade students’ ratings of how well their school helps them learn each subject

		Language Arts	Mathematics	Social Studies	Science	Arts	World Languages	Health/P.E.
Excellent	2011-12	33.9%	29.9%	33.8%	34.9%	44.9%	28.2%	39.4%
	2012-13	32.4%	29.1%	35.0%	31.6%	38.3%	26.1%	40.5%
	2013-14	37.4%	28.7%	35.0%	33.8%	37.7%	26.5%	40.5%
Good	2011-12	44.0%	39.1%	43.2%	40.9%	34.0%	38.4%	38.1%
	2012-13	47.4%	39.9%	42.5%	41.3%	37.0%	39.4%	36.9%
	2013-14	44.5%	37.6%	44.0%	41.1%	37.7%	40.5%	38.2%
Fair	2011-12	17.2%	21.9%	17.2%	17.4%	14.7%	22.4%	15.4%
	2012-13	14.1%	20.1%	16.0%	17.8%	15.6%	21.3%	14.1%
	2013-14	13.5%	21.9%	15.5%	17.4%	15.9%	21.5%	13.6%
Poor	2011-12	4.9%	9.0%	5.9%	6.9%	6.3%	11.0%	7.2%
	2012-13	6.0%	10.9%	6.5%	9.2%	9.1%	13.2%	8.5%
	2013-14	4.6%	11.8%	5.4%	7.7%	8.6%	11.5%	7.7%

The information I am learning in school will help me beyond high school.

Two out of three (68.7%) high school students agreed with this statement in 2013-14. The rate of agreement declined from 82.7% in 2011-12 and 73.0% in 2012-13.

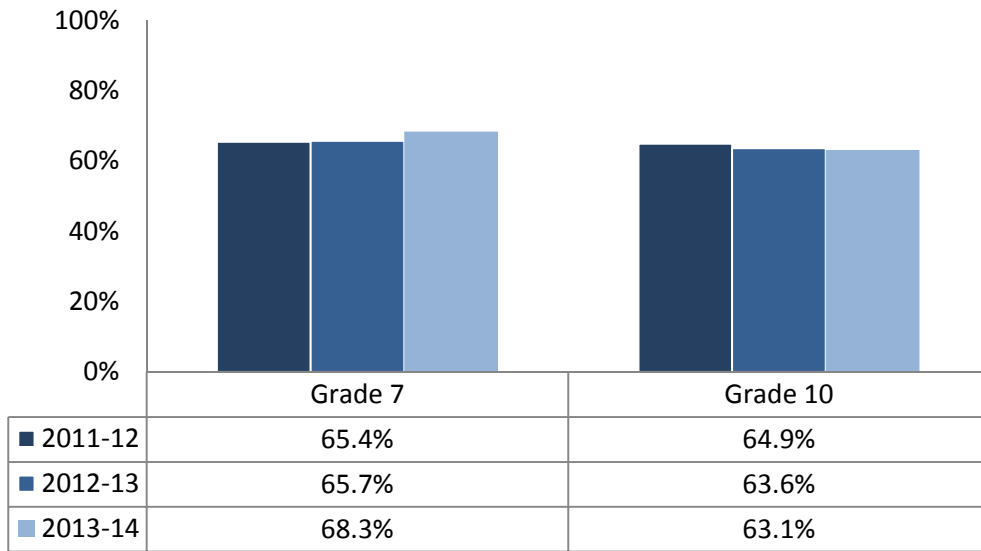
Figure 21
10th grade students' responses to "The information I am learning in school will help me beyond high school."



I am interested in a career in math, science, technology, or engineering.

About two out of three students agreed that they are interested in a career in math, science, technology, or engineering. The rate of agreement has remained fairly consistent in recent years.

Figure 22
Percent of students that are interested in a STEM career



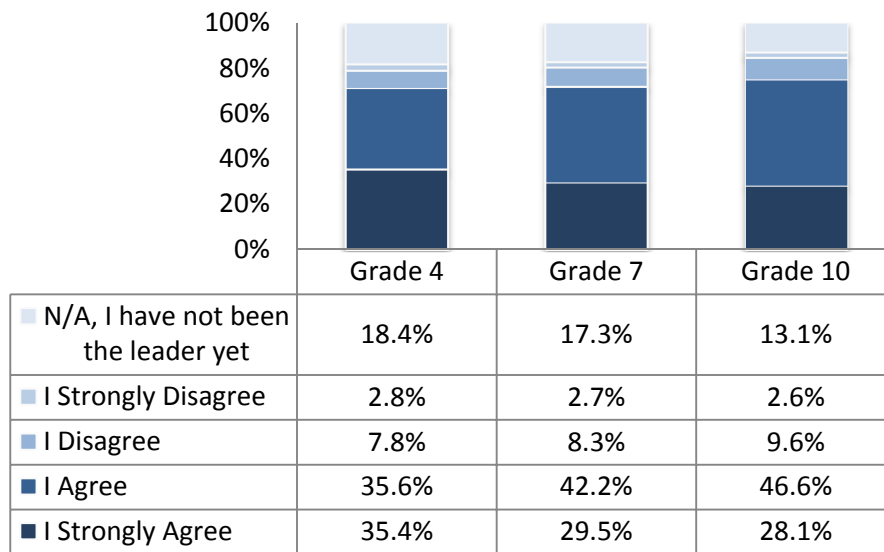
Future Ready Skills

This section of the survey asked students to indicate their level of agreement to several statements, including “I work well with the students who are different from me,” “I feel comfortable being the leader of a group on a project/to accomplish a goal,” and “I try to help other students in my class.” These questions were added to the survey for the 2013-14 administration. Most students agreed with each item in this section, but again the rate of agreement on some items declined from 4th grade to 7th grade and from 7th grade to 10th grade.

I feel comfortable being the leader of a group on a project/to accomplish a goal.

As shown in Figure 23, most students (71.0% to 74.7%) agreed that they feel comfortable being the leader of a group on a project. A small percentage (13.1% to 18.4%) of students at each grade level reported that they have not been a leader yet.

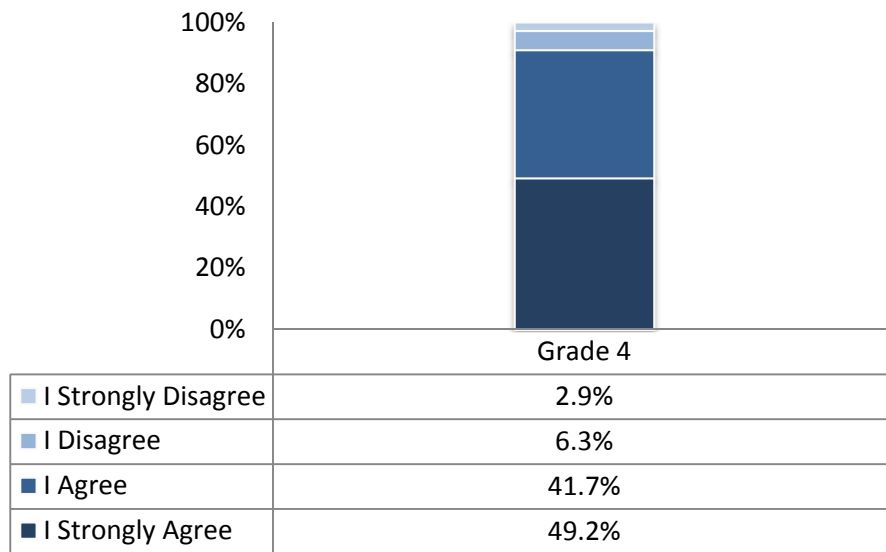
Figure 23
Student agreement that they feel comfortable being the leader of a group on a project



When I have a lot of homework, I can decide what needs to be done first.

This item was on the elementary school student survey only (see Appendix A for all survey items). As presented in Figure 24, nearly all 4th grade students agreed that they can decide what needs to be done first.

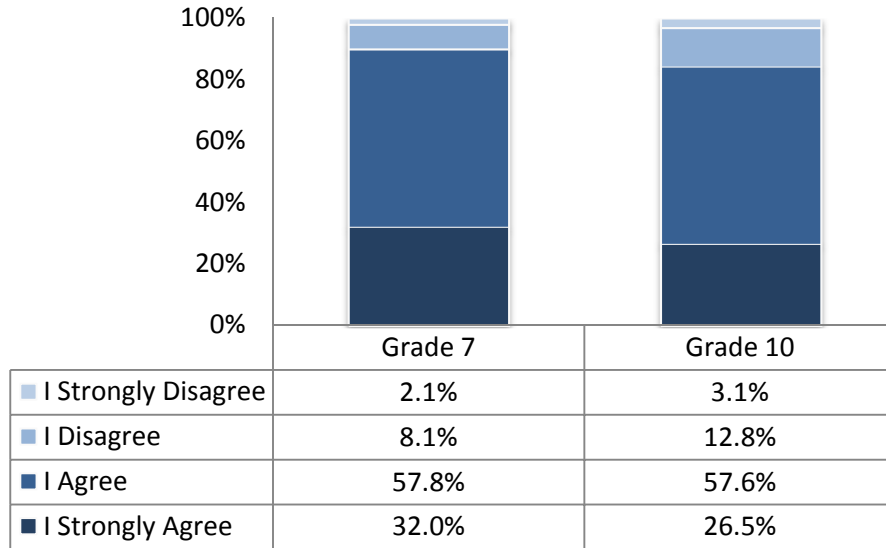
Figure 24
4th grade students’ responses to “When I have a lot of homework, I can decide what needs to be done first.”



I use my time wisely when working on my own.

The vast majority of middle and high school students agreed that they use their time wisely when working on their own. The percentage of students strongly agreeing with this statement was slightly lower in high school than in middle school.

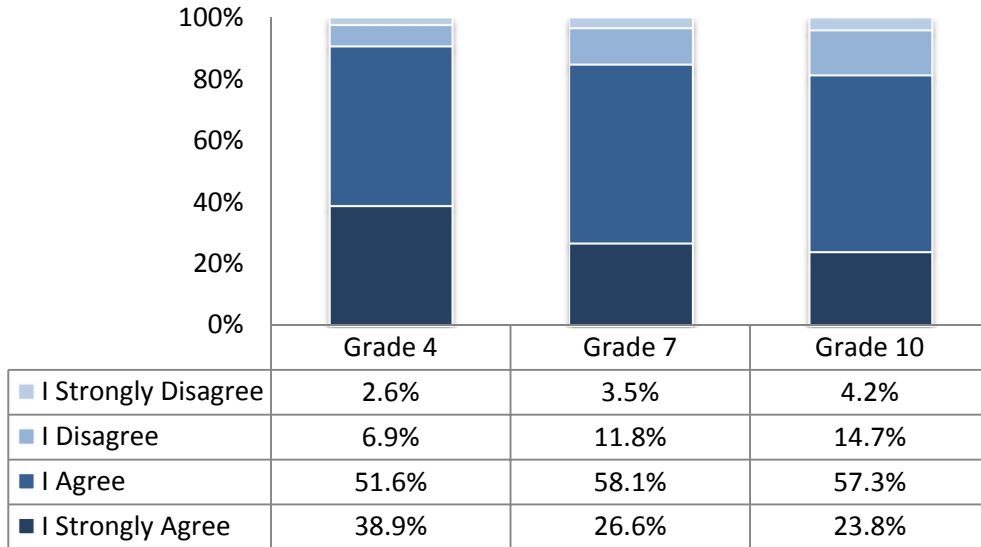
Figure 25
7th and 10th grade students' responses to "I use my time wisely when working on my own."



I work well with students who are different from me.

As shown in Figure 26, most students agreed that they work well with students who are different from them, although the rate of agreement declined from 4th grade (90.5%) to 7th grade (84.7%) and from 7th grade to 10th grade (81.1%).

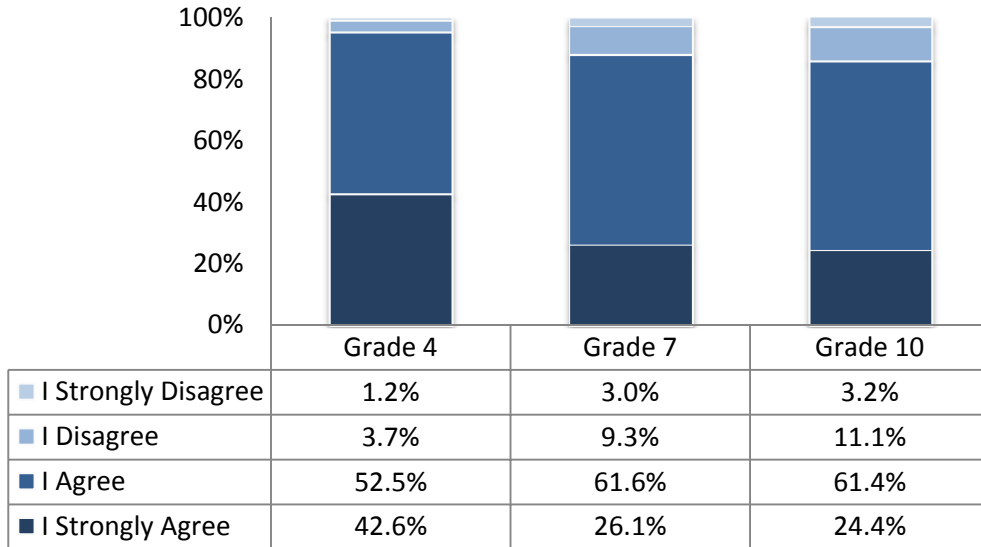
Figure 26
Student responses to “I work well with students who are different from me.”



I try to help other students in my class.

Nearly all students agreed that they try to help other students in their class, although again the rate of agreement declined from 4th grade (95.1%) to 7th grade (87.7%) and from 7th grade to 10th grade (85.8%).

Figure 27
Student responses to “I try to help other students in my class.”



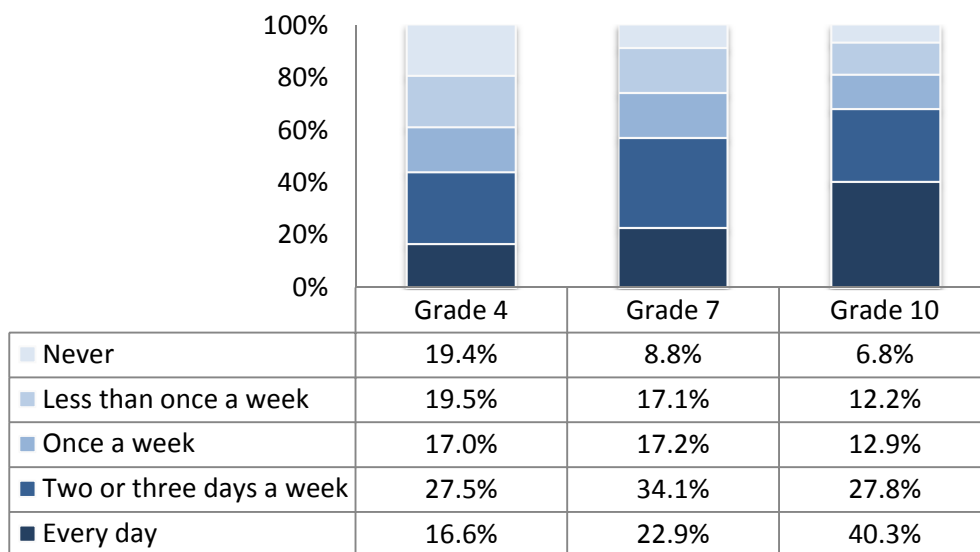
Technology

The items in this section measure students’ use of and comfort with technology. Students were asked how often they use a computer for school work at school and at home and if they have access to the Internet at home. Students were also asked to indicate their level of familiarity with a selected list of technology tasks. These items were added to the survey for the 2013-14 administration. Fourth grade students reported using the computer at school more often than did students in 7th or 10th grade, while students in 7th and 10th grade reported using the computer at home more often than did students in 4th grade. Students’ level of familiarity with technology tasks increased from 4th grade to 7th grade and from 7th grade to 10th grade.

How often do you use a computer for school work at home?

Students in 7th and 10th grade reported using a computer for school work at home more frequently than students in 4th grade. Two out of five 10th grade students reported using a computer for school work at home every day (see Figure 28).

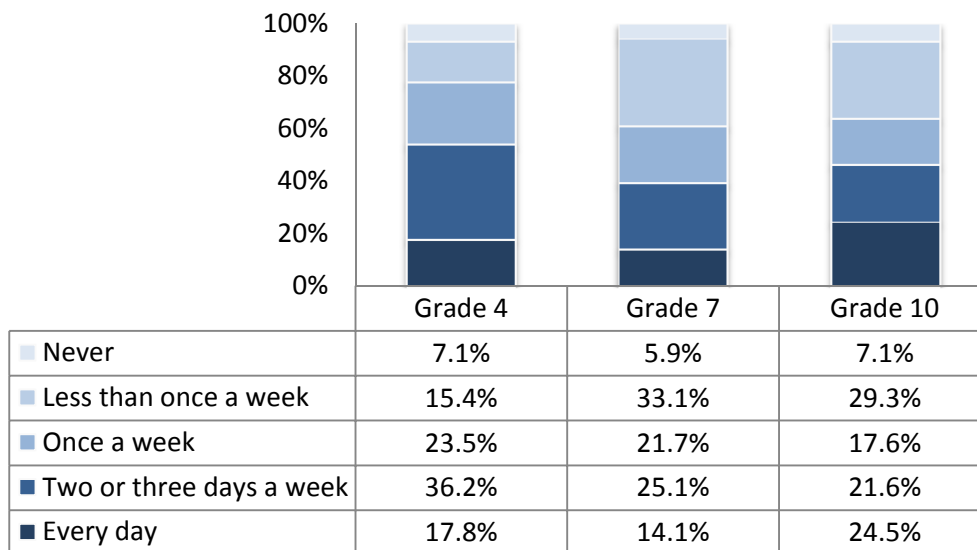
Figure 28
Frequency of the use of a computer for school work at home



How often do you use a computer for school work at school?

Very few students reported never using a computer for school work at school. As shown in Figure 29, a higher percentage of students in 4th grade reported using a computer for school work at school at least once a week (77.5%) than students in 7th grade (60.9%) or 10th grade (63.7%).

Figure 29
Frequency of the use of a computer for school work at school



Do you have access to the Internet at home to help you do school work?

Most students reported having access to the Internet at home to help them do school work (86.5% of 4th grade students, 92.8% of 7th grade students, and 94.4% of 10th grade students).

Please select how familiar you are with each technology task.

Across all tasks, 10th grade students reported a higher level of familiarity than middle school students, and 7th grade school students reported a higher level of familiarity than 4th grade students (although the percentage of students reporting competence with watching a video was nearly the same among 7th and 10th grade students). As shown in Figures 30, 31, and 32, at each grade level, students reported the most familiarity with looking up information on the Internet, watching a video, and typing a paper. The task with which the lowest percentage of students reported familiarity was “post messages on a Wiki message board.”

Figure 30
4th grade students' familiarity with technology tasks

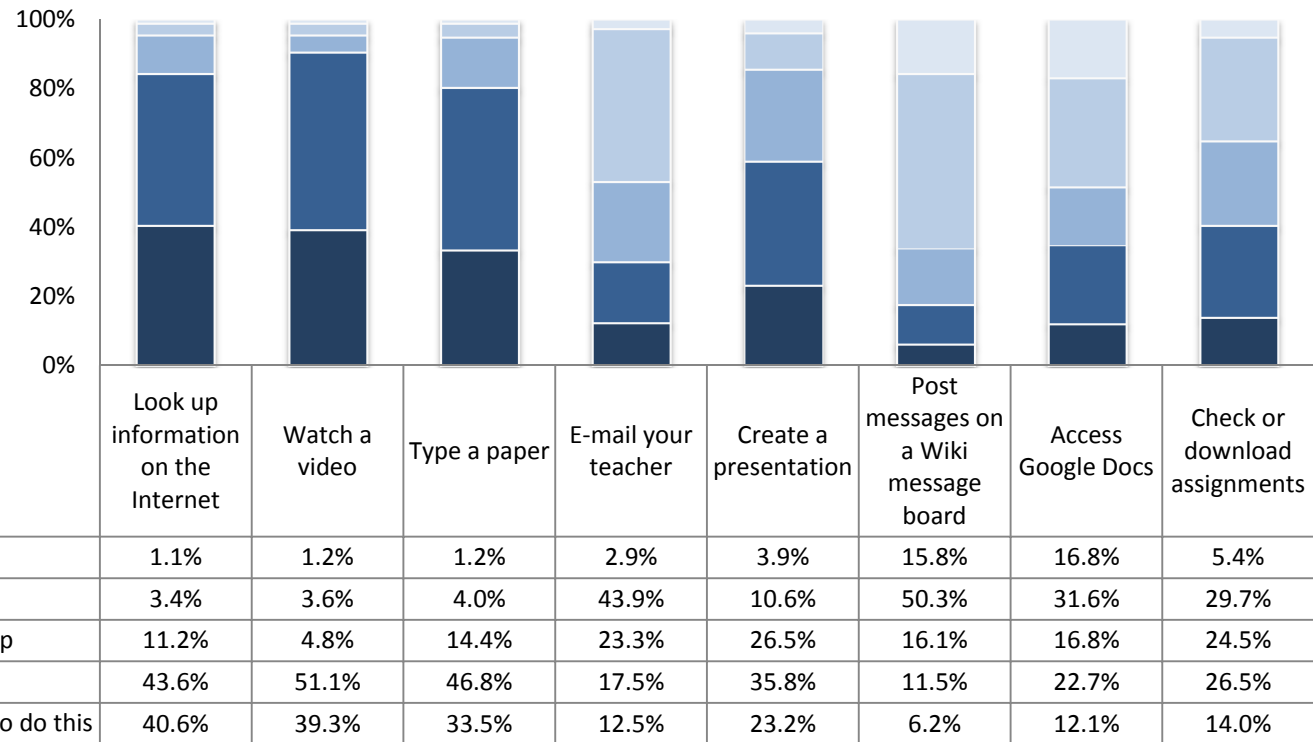


Figure 31
7th grade students' familiarity with technology tasks

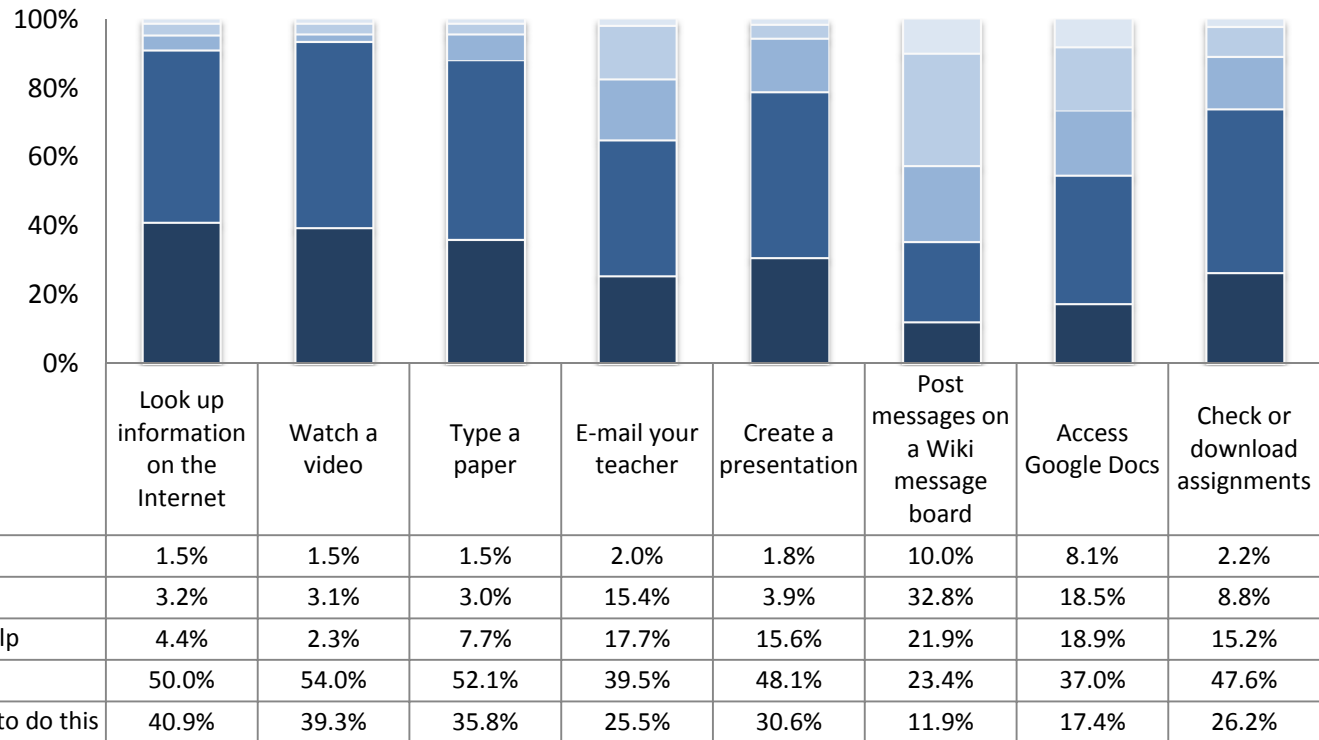
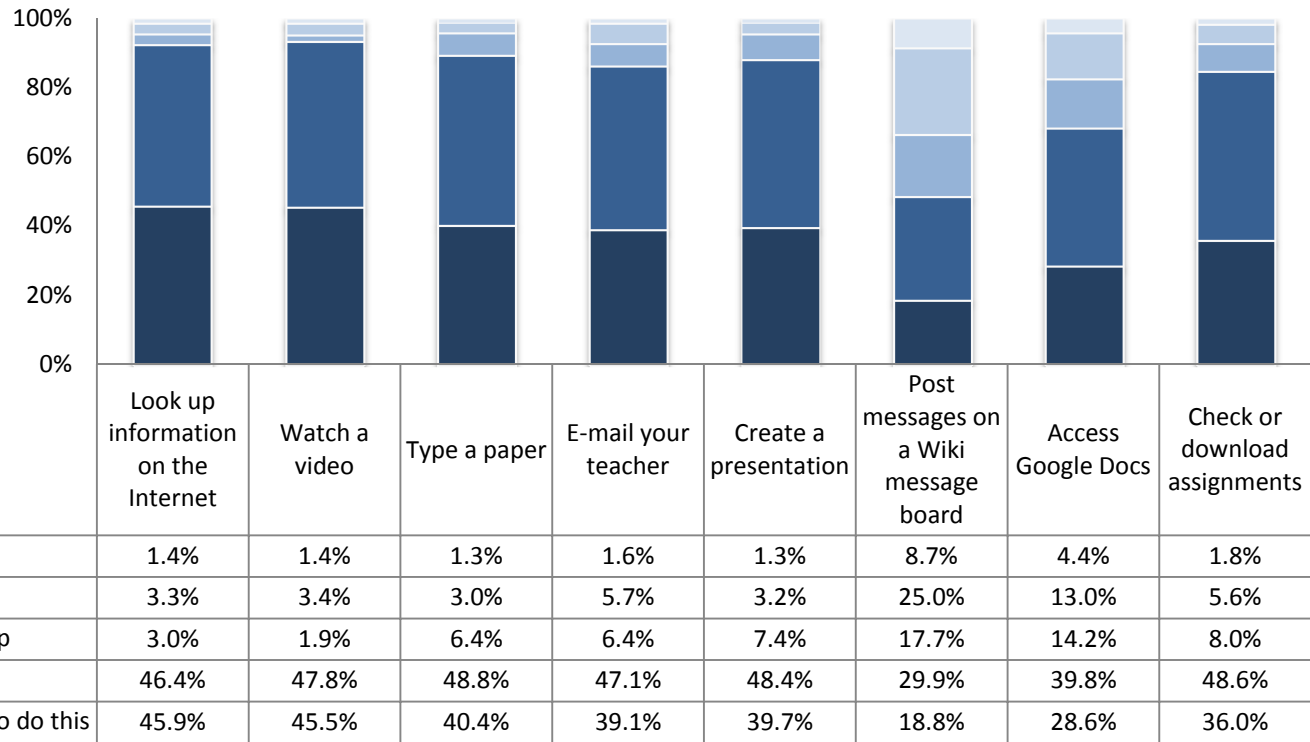


Figure 32
10th grade students' familiarity with technology tasks



Discussion

Overall, students' responses to the 2013-14 WCPSS Student Survey reflected favorably on their school. A majority of students reported that they like their school, students from different backgrounds work well together, they feel safe at their school, they can talk to a teacher or other adult at their school when they have a problem, their teachers always encourage them to do their best, and their teachers believe that they are good students. Students in 4th grade generally felt more positively about school and their learning experiences than did students in 7th or 10th grade.

The level of collegiality among students tended to decrease from elementary school to middle school and from middle school to high school. While most students agreed that they work well with students who are different from them, the percentage of students agreeing with this statement decreased by 9.4 percentage points from 4th grade to 10th grade. Similarly, most students agreed that they try to help other students in their class, but the rate of agreement decreased by 9.3 percentage points from 4th grade to 10th grade. This may be related to the shift from self-contained classes in elementary school to class periods in middle school, or to the move to a larger school. Students in middle and high school may feel less familiar with their classmates and, therefore, slightly less collegial than students in elementary school.

Results from 2013-14 were largely unchanged from recent years. One exception was a lower percentage of 7th and 10th grade students reporting that they were learning about other cultures and countries in 2013-14 than in 2012-13 or 2011-12. Another notable exception was a decline from 2011-12 to 2013-14 in the percentage of 10th grade students agreeing that the information they are learning will help them beyond high school.

Items related to technology and future-ready skills were added to the survey in 2013-14. Most students agreed with future-ready items, although the rate of agreement on some items declined from 4th grade to 7th grade and from 7th grade to 10th grade. Students' familiarity with technology tasks increased from 4th grade to 7th grade and from 7th grade to 10th grade, although 4th grade students reported more frequent use of computers in school than students in higher grade levels.

Appendix A
2013-14 Student Survey, Elementary School

Please think about the current school year and choose one response to each statement in the survey. After you have finished, click on the “Done” button at the bottom of the page.

1. Please select your school from the list below:

Overall School Impression

2. Please rate the overall quality of your school.

- Excellent
- Good
- Fair
- Poor

3. I like my school.

- I Strongly Agree
- I Agree
- I Disagree
- I Strongly Disagree

Safety / Climate / Discipline

4. I feel safe at my school.

- I Strongly Agree
- I Agree
- I Disagree
- I Strongly Disagree

5. The students at my school get along with each other.

- Always
- Sometimes
- Never

6. In my school, students from different backgrounds or cultures work well with each other.

- I Strongly Agree
- I Agree
- I Disagree
- I Strongly Disagree

7. The rules of my school are fair.

- Always
- Sometimes
- Never

8. I can talk to my teacher or another adult at my school when I have a problem.

- I Strongly Agree
- I Agree
- I Disagree
- I Strongly Disagree

9. Bullying is a problem at my school.

- I Strongly Agree
- I Agree
- I Disagree
- I Strongly Disagree

Teachers**10. My teachers encourage me to do my best.**

- Always
- Sometimes
- Never

11. My teachers help me set learning goals for myself.

- Always
- Sometimes
- Never

12. My teachers help me to be successful in my classes.

- Always
- Sometimes
- Never

13. My teachers ask me how they can make the classes better.

- Always
- Sometimes
- Never

14. I know how my teachers decide what grades I get.

- Always
- Sometimes
- Never

15. My teachers believe I am a good student.

- Always
- Sometimes
- Never

16. My teachers give me a second chance if my work is not right the first time.

- Always
- Sometimes
- Never

Academics**17. The work I am given is challenging.**

- Always
- Sometimes
- Never

18. The work I do in class is interesting.

- Always
- Sometimes
- Never

19. I am learning about other cultures and countries around the world.

- I Strongly Agree
- I Agree
- I Disagree
- I Strongly Disagree

20. I like learning... (Choose all that apply)

- Math
- Science
- English/Language Arts
- Social Studies
- World Languages (e.g., Spanish, French)
- None of the above

Future Ready Skills**21. I feel comfortable being the leader of a group on a project.**

- I Strongly Agree
- I Agree
- I Disagree
- I Strongly Disagree
- N/A, I have not been the leader yet

22. When I have a lot of homework, I can decide what needs to be done first.

- I Strongly Agree
- I Agree
- I Disagree
- I Strongly Disagree

23. I work well with the students who are different from me.

- I Strongly Agree
- I Agree
- I Disagree
- I Strongly Disagree

24. I try to help other students in my class.

- I Strongly Agree
- I Agree
- I Disagree
- I Strongly Disagree

Technology

25. How often do you use a computer for school work...

	Every day	Two or three times a week	Once a week	Less than once a week	Never
At home					
At school					

26. Do you have access to the Internet at home to help you do school work?

- Yes
- No

27. Please select how familiar you are with each technology task.

	I have never done this	I can do this with some help	I can do this by myself	I can show someone how to do this	I don't know what this is
Look up information on the Internet					
Watch a video					
Type a paper					
E-mail your teacher					
Create a presentation					
Post messages on a Wiki message board					
Access Google Docs					
Check or download assignments					

2013-14 Student Survey, Middle School

Please think about the current school year and choose one response to each statement in the survey. After you have finished, click on the “Done” button at the bottom of the page.

1. Please select your school from the list below:

Overall School Impression

2. Please rate the overall quality of your school.

- Excellent
- Good
- Fair
- Poor

3. I like my school.

- I Strongly Agree
- I Agree
- I Disagree
- I Strongly Disagree

Safety / Climate / Discipline

4. I feel safe at my school.

- I Strongly Agree
- I Agree
- I Disagree
- I Strongly Disagree

5. The students at my school get along with each other.

- Always
- Sometimes
- Never

6. In my school, students from different backgrounds or cultures work well with each other.

- I Strongly Agree
- I Agree
- I Disagree
- I Strongly Disagree

7. The rules of my school are fair.

- Always
- Sometimes
- Never

8. I can talk to my teacher or another adult at my school when I have a problem.

- I Strongly Agree
- I Agree
- I Disagree
- I Strongly Disagree

9. Bullying is a problem at my school.

- I Strongly Agree
- I Agree
- I Disagree
- I Strongly Disagree

Teachers**10. My teachers encourage me to do my best.**

- Always
- Sometimes
- Never

11. My teachers help me set learning goals for myself.

- Always
- Sometimes
- Never

12. My teachers help me to be successful in my classes.

- Always
- Sometimes
- Never

13. My teachers ask me how they can make the classes better.

- Always
- Sometimes
- Never

14. I know how my teachers decide what grades I get.

- Always
- Sometimes
- Never

15. My teachers believe I am a good student.

- Always
- Sometimes
- Never

16. My teachers give me a second chance if my work is not right the first time.

- Always
- Sometimes
- Never

Academics

17. The work I am given is challenging.

- Always
- Sometimes
- Never

18. The work I do in class is interesting.

- Always
- Sometimes
- Never

19. I am learning about our connections with other cultures and countries around the world.

- I Strongly Agree
- I Agree
- I Disagree
- I Strongly Disagree

20. Please rate your school in helping you learn each subject area.

	Excellent	Good	Fair	Poor
English/Language Arts				
Mathematics				
Social Studies				
Science				
Arts				
World Languages				
P.E. (Physical Education)				

21. I am interested in a career in math, science, technology, or engineering.

- I Strongly Agree
- I Agree
- I Disagree
- I Strongly Disagree

Future Ready Skills

22. I feel comfortable being the leader of a group to accomplish a goal.

- I Strongly Agree
- I Agree
- I Disagree
- I Strongly Disagree
- N/A, I have not been the leader yet

23. I use my time wisely when working on my own.

- I Strongly Agree
- I Agree
- I Disagree
- I Strongly Disagree

24. I work well with the students who are different from me.

- I Strongly Agree
- I Agree
- I Disagree
- I Strongly Disagree

25. I try to help other students in my class.

- I Strongly Agree
- I Agree
- I Disagree
- I Strongly Disagree

Technology

25. How often do you use a computer for school work...

	Every day	Two or three times a week	Once a week	Less than once a week	Never
At home					
At school					

26. Do you have access to the Internet at home to help you do school work?

- Yes
- No

27. Please select how familiar you are with each technology task.

	I have never done this	I can do this with some help	I can do this by myself	I can show someone how to do this	I don't know what this is
Look up information on the Internet					
Watch a video					
Type a paper					
E-mail your teacher					
Create a presentation					
Post messages on a Wiki message board					
Access Google Docs					
Check or download assignments					

2013-14 Student Survey, High School

Please think about the current school year and choose one response to each statement in the survey. After you have finished, click on the “Done” button at the bottom of the page.

1. Please select your school from the list below:

Overall School Impression

2. Please rate the overall quality of your school.

- Excellent
- Good
- Fair
- Poor

3. I like my school.

- I Strongly Agree
- I Agree
- I Disagree
- I Strongly Disagree

Safety / Climate / Discipline

4. I feel safe at my school.

- I Strongly Agree
- I Agree
- I Disagree
- I Strongly Disagree

5. The students at my school get along with each other.

- Always
- Sometimes
- Never

6. In my school, students from different backgrounds or cultures work well with each other.

- I Strongly Agree
- I Agree
- I Disagree
- I Strongly Disagree

7. The rules of my school are fair.

- Always
- Sometimes
- Never

8. I can talk to my teacher or another adult at my school when I have a problem.

- I Strongly Agree
- I Agree
- I Disagree
- I Strongly Disagree

9. Bullying is a problem at my school.

- I Strongly Agree
- I Agree
- I Disagree
- I Strongly Disagree

Teachers**10. My teachers encourage me to do my best.**

- Always
- Sometimes
- Never

11. My teachers help me set learning goals for myself.

- Always
- Sometimes
- Never

12. My teachers help me to be successful in my classes.

- Always
- Sometimes
- Never

13. My teachers ask me how they can make the classes better.

- Always
- Sometimes
- Never

14. I know how my teachers decide what grades I get.

- Always
- Sometimes
- Never

15. My teachers believe I am a good student.

- Always
- Sometimes
- Never

16. My teachers give me a second chance if my work is not right the first time.

- Always
- Sometimes
- Never

Academics

17. The work I am given is challenging.

- Always
- Sometimes
- Never

18. The work I do in class is interesting.

- Always
- Sometimes
- Never

19. I am learning about our connections with other cultures and countries around the world.

- I Strongly Agree
- I Agree
- I Disagree
- I Strongly Disagree

20. Please rate your school in helping you learn each subject area.

	Excellent	Good	Fair	Poor
English/Language Arts				
Mathematics				
Social Studies				
Science				
Arts				
World Languages				
P.E. (Physical Education)				

21. The information I am learning in school will help me beyond high school.

- I Strongly Agree
- I Agree
- I Disagree
- I Strongly Disagree

22. I am interested in a career in math, science, technology, or engineering.

- I Strongly Agree
- I Agree
- I Disagree
- I Strongly Disagree

Future Ready Skills**23. I feel comfortable being the leader of a group to accomplish a goal.**

- I Strongly Agree
- I Agree
- I Disagree
- I Strongly Disagree
- N/A, I have not been the leader yet

24. I use my time wisely when working on my own.

- I Strongly Agree
- I Agree
- I Disagree
- I Strongly Disagree

25. I work well with the students who are different from me.

- I Strongly Agree
- I Agree
- I Disagree
- I Strongly Disagree

26. I try to help other students in my class.

- I Strongly Agree
- I Agree
- I Disagree
- I Strongly Disagree

Technology

27. How often do you use a computer for school work...

	Every day	Two or three times a week	Once a week	Less than once a week	Never
At home					
At school					

28. Do you have access to the Internet at home to help you do school work?

- Yes
- No

29. Please select how familiar you are with each technology task.

	I have never done this	I can do this with some help	I can do this by myself	I can show someone how to do this	I don't know what this is
Look up information on the Internet					
Watch a video					
Type a paper					
E-mail your teacher					
Create a presentation					
Post messages on a Wiki message board					
Access Google Docs					
Check or download assignments					